

# POWER SUPPLIES AND BATTERY CHARGERS



# SWAN ELECTRIC

A MOBICON COMPANY

# POWER SUPPLIES & BATTERY CHARGERS

## LRS - INDUSTRIAL POWER SUPPLIES



- ENCLOSED
- INPUT  
90 – 264VAC / 240-370VDC
- OUTPUT  
3.3V TO 48VDC
- 35W TO 350W

## RS - MINIATURE INDUSTRIAL POWER SUPPLIES



- ENCLOSED
- INPUT  
85 – 264VAC / 120-370VDC
- OUTPUT  
3.3V TO 48VDC
- 15W TO 150W

## AD – BATTERY CHARGER / UPS FUNCTION



- INPUT  
88 – 264VAC / 120-370VDC
- DUAL OUTPUT  
12V TO 48VDC
- 50W TO 155W

## SCP – BATTERY CHARGER / UPS FUNCTION



- INPUT  
85 – 264VAC / 120-370VDC
- SINGLE OUTPUT  
12V TO 24VDC
- 50W TO 155W

## NPB – LEAD ACID BATTERY CHARGERS



- INPUT  
88 – 264VAC / 120-370VDC
- OUTPUT  
12V TO 48VDC
- 120W

## GST – POWER SUPPLIES



- INPUT  
85 – 264VAC / 120-370VDC
- OUTPUT  
5V TO 48VDC
- 120W

## PB - MULTI CHEMISTRY BATTERY CHARGERS



- INPUT  
85 – 264VAC / 120-370VDC
- OUTPUT  
5V TO 48VDC
- 300W – 1000W

## MDR - DIN RAIL POWER SUPPLIES



- INPUT  
85 – 264VAC / 120-370VDC
- OUTPUT  
5V TO 48VDC
- 10W – 100W


## LED POWER SUPPLIES / DRIVERS



- AVAILABLE IN :  
CONSTANT CURRENT  
CONSTANT VOLTAGE  
CONSTANT POWER
- FROM : 8W  
TO : 1,000W

# DC-DC CONVERTERS

## SD - ENCLOSED DC-DC CONVERTERS



- INPUT : 12 / 24 / 48VDC
- OUTPUTS : 5, 12, 24, 48V
- POWER : 15W – 1,000W

## NSD - PCB MOUNT DC-DC CONVERTERS




- INPUT : 12 / 24 / 48VDC
- OUTPUTS : 3.3V, 5V, 12, 15V, -5V, -12, -15V,
- POWER : 5W – 15W

## RSD - RAILWAY ENCLOSED DC-DC CONVERTERS




- INPUT : 12 / 24 / 48VDC
- OUTPUTS : 3.3, 5, 12, 24, 48V
- POWER : 30W – 500W

## MDS / MDD - DC-DC CONVERTERS




- SINGLE / DUAL OUTPUT
- SIL / DIL
- INPUT : 5 / 12 / 24VDC
- OUTPUTS : 3.3, 5, 12, 15, +/-
- POWER : 12W

## LDD - DC-DC CONSTANT CURRENT LED DRIVERS




- INPUT : 9-56VDC
- OUTPUT : 2-52VDC
- CURRENT : 0.3, 0.35, 0.5, 0.6, 0.7, 1, 1.2, 1.5A
- AVAILABLE IN : SMD, WIRES OR DIP

## PSD – DC-DC CONVERTER




- INPUT : 12 / 24 / 48VDC
- OUTPUTS : 5, 12, 24VDC
- POWER : 15W – 45W

## DDR – DIN-RAIL DC-DC CONVERTER




- INPUT : 12 / 24 / 48VDC
- OUTPUTS : 5, 12, 24, 150VDC
- POWER : 15W – 480W

## N78 – DC-DC VOLTAGE REGULATOR BOARDS



- SAME AS 78 / 79 1A SERIES
- NO HEAT SINK
- INPUT : 6-36VDC
- OUTPUT : 3.3, 5, 9, 12, 15VDC

## NID - DC-DC VOLTAGE REGULATOR BOARDS



- INPUT : 12 / 24 / 48VDC
- OUTPUTS : 5, 12, 15, 24VDC
- POWER : 35W – 100W



## NEW PRODUCTS

### 100W USB FAST CHARGERS



- MULTIPLE OUTPUTS ( PHONES, COMPUTERS, ETC.)
- 110 / 230VAC INPUT
- USB-A AND USB-C
- AUTODETECTION... (5, 9, 12, 15 & 20V)

### MULTI-PURPOSE ADAPTORS UP TO 90W



- AVAILABLE IN VOLTAGES :
  - 5V
  - 9V
  - 12V
  - 15V
  - 18V
  - 24V
  - 48V
  - 55V

### LOP O/FRAME L/PROFILE PSU'S 4x2"



- 102 x 51 x 25mm
- 300W
- IDEAL FOR 110 / 230VAC
- AVAILABLE IN : 12, 15, 18, 24, 27, 30, 36, 48 & 54VDC

### XLN SMART LED DRIVERS




- CONSTANT POWER / CONSTANT VOLTAGE
- MULTIPLE STAGES
- 40W
- AVAILABLE IN 12 AND 24V

### HEP SERIES HARSH ENVIRONMENT PSU



- BUILT IN PFC
- 320W AND 95% EFFICIENT
- FANLESS DESIGN
- ALUMINIUM CASE

### MPM PCB SERIES PSU



- MEDICAL GRADE APPROVAL
- 2 x 1" / 52x27x24mm
- AVAILABLE IN : 3.3V, 5V, 12V, 15V AND 24V
- 15W

### DRDN REDUNDANCY MODULE



- 40A RATED
- 2-IN, 1-OUT CHANNELS
- AVAILABLE FOR : 12 TO 48V SYSTEMS

### GSM ADAPTORS



- MEDICAL GRADE APPROVAL
- 6W RATED
- AVAILABLE IN : 5, 6, 7.5, 9, 12, 15, 18 AND 24V

### NPB-120-48XLR – SMART BATTERY CHARGER



- 42 – 60VDC @ 120W
- MULTI-CHEMISTRY CHARGER
- LEAD ACID, Li-ION, Li-MNG

**ENQUIRE ABOUT THE NEW RANGE  
OF LITHIUM  
SMART BATTERY CHARGERS**

**SPECIALS / STOCK CLEARANCE \***

**DC-DC CONVERTER - SD-350D-5**



- IN : 110VDC
- OUT : 5VDC
- 300W
- ZAR 745.00

**DESKTOP POWER SUPPLY - GS220A15-R7B**



- IN : 110V / 220VAC
- OUT : 15V
- 200W
- ZAR 1,135.00

**HARSH ENVIRONMENT PSU - HEP-185-12A**



- IN : 110 / 220VAC
- OUT 12VDC
- 185W
- ZAR 1,088.00

**HARSH ENVIRONMENT PSU - HEP-185-24A**



- IN : 110 / 220VAC
- OUT 24VDC
- 185W
- ZAR 1,088.00

**2/3 PHASE POWER SUPPLY - TDR-240-48**



- IN : 340 TO 550VAC
- OUT : 48VDC
- 240W
- ZAR 925.00

**DC-DC CONVERTER - DDR-480B-12**



- IN : 24VDC
- OUT : 12VDC
- 480W
- ZAR 623.00

**DC-AC INVERTER - NTS-1200-248EU**



- IN : 48VDC
- OUT = 220VAC  
TRUE SINE WAVE !!!
- 1.2KW
- ZAR 3845.00

**\* Ts & Cs**



- AVAILABLE ONLY WHILE STOCKS LAST
- PRICES EXCLUDE VAT

**MEAN WELL**

**WORLD LEADERS  
IN INDUSTRIAL POWER SUPPLIES**



# OTHER PRODUCTS AVAILABLE FROM US

## DIODES



## EARTH LEAKAGES



## SOLDER



## ISOLATORS / BREAKERS / CHANGE OVERS



## MICRO & LIMIT SWITCHES



## BATTERIES



## POWER RESISTORS




## INDUSTRIAL PLUGS & SOCKETS



## BUS BARS



## DEVELOPMENT BOARDS



<b>INDEX</b>	
<b>CONTENTS</b>	<b>PAGE</b>
AC-DC POWER SUPPLIES	A2
BATTERY CHARGERS	A2
BI-DIRECTIONAL POWER SUPPLIES	A4
CHARGERS FOR BATTERIES	A2, A4
CONVERTERS DC-DC	A3, A4
DC-DC CONVERTERS	A3, A4
DIN RAIL POWER SUPPLIERS	A2
DRIVERS FOR LEDS	A3, A5
LED DRIVERS	A3, A5
LED POWER SUPPLIES	A3, A5
LED TRANSFORMERS	A3, A5
POWER SUPPLIES	A2
PSUs	A2
RAILWAY POWER SUPPLIES	A3
REGULATORS, VOLTAGE	A3
SECURITY POWER SUPPLIES	A2
TRANSFORMERS FOR LEDS	A3, A5
UPS POWER SUPPLIES	A2
VOLTAGE REGULATORS	A3

**WE DO NOT HAVE A MINIMUM ORDER QTY OR VALUE**

**WE DELIVER TO ANY LOCATION, AT ORDINARY COURIER FEES**

**IF WE DO NOT HAVE IT... WE WILL SOURCE IT FOR YOU**



**OUR LATEST CATALOGUE**



[www.swan-electric.co.za](http://www.swan-electric.co.za)

CITY	TEL	EMAIL
CAPE TOWN	+27 21 555 0644	sales@swan-electric.co.za
DURBAN	+27 31 206 2783	
JOHANNESBURG	+27 11 493 9307	
MIDRAND	+27 11 314 0202	
PORT ELIZABETH	+27 41 364 1893	

*SWAN ELECTRIC IS A MOBICON COMPANY*