

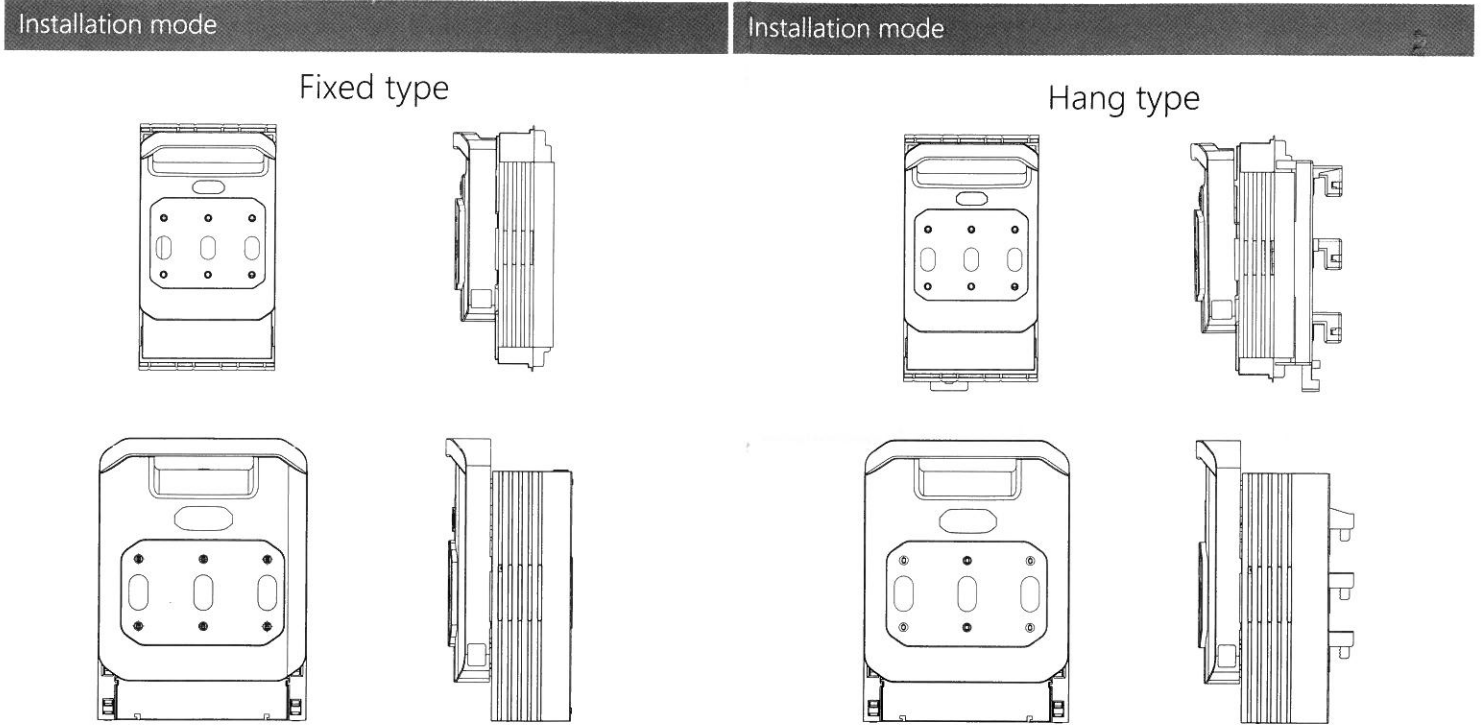
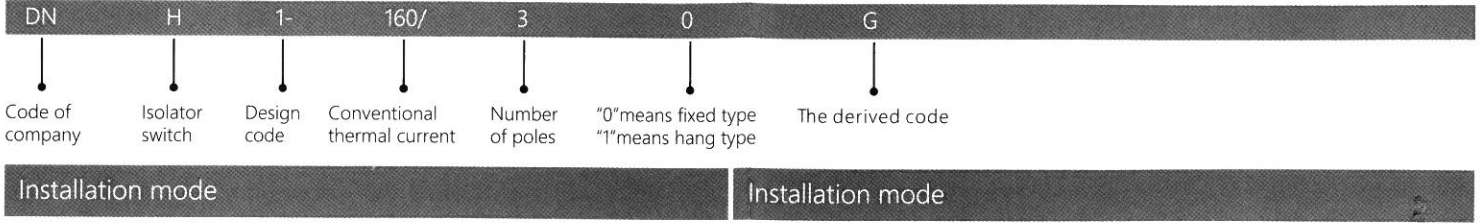
Fuse Switch Disconnecter
Product Manual

DNH1-160
DNH1-250
DNH1-400
DNH1-630

Model & Meaning

E.g : DNH1-160/30G

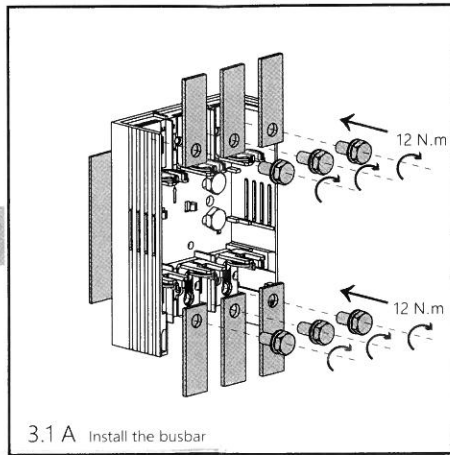
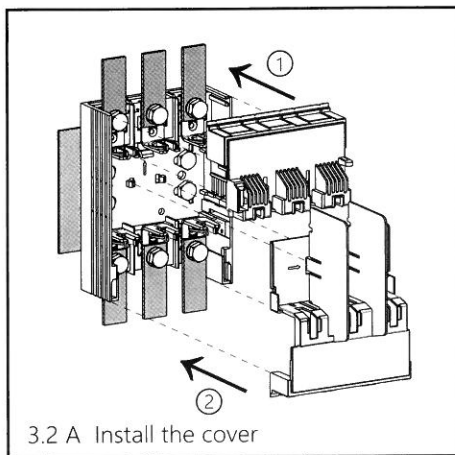
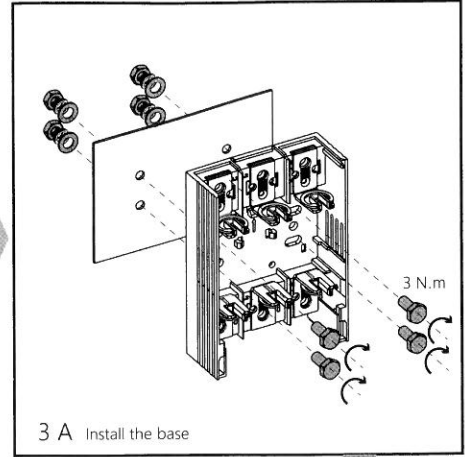
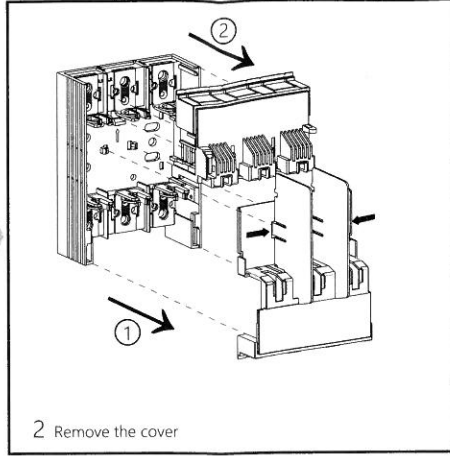
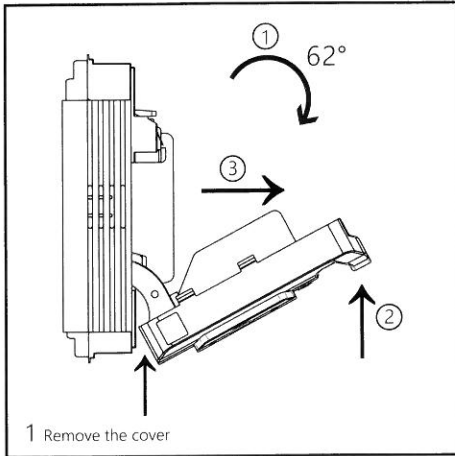
CE IEC 60947-3
IEC 60269-2



Technical Parameter

Electrical parameter				DNH1-630			DNH1-400			DNH1-250			DNH1-160		
Technical Parameter	Rated working voltage	Ue	V	AC400	AC690	DC440	AC400	AC690	DC440	AC400	AC690	DC440	AC400	AC690	DC440
	Rated working current	Ie	A	630	425	630	400	315	400	250	200	250	160	100	160
	Conventional thermal current	Ith	A	630	425	630	400	315	400	250	200	250	160	100	160
	Rated limited short-circuit current (with fuse link)		KA	100	50	100	100	50	100	100	50	100	100	50	100
	Utilization Category (with fuse link)			AC-23B	AC-21B	DC-21B	AC-23B	AC-21B	DC-21B	AC-23B	AC-21B	DC-21B	AC-23B	AC-21B	DC-21B
	Rated insulation voltage	Ui	V	1000	1000	1000	1000	1000	1000	1000	1000	1000	1000	1000	1000
	Rated surge-resistant voltage	Uimp	KV	12	12	12	12	12	12	12	12	12	12	12	12
	Rated frequency		Hz	50/60	50/60	50/60	50/60	50/60	50/60	50/60	50/60	50/60	50/60	50/60	50/60
	Electrical durability times		times	200	200	200	200	200	200	200	200	200	200	200	200
	Maximum torque		N.m	28	28	28	20	20	20	20	20	20	12	12	12
Fuse	Size : IEC60269-2			3	3	3	2	2	2	1	1	1	00	00	00
	Rated working current	In	A	630	425	630	400	315	400	250	200	250	160	100	160
	Loss power	Pn	W	48	60	48	34	45	34	23	32	23	12	12	12

Product installation(160A)

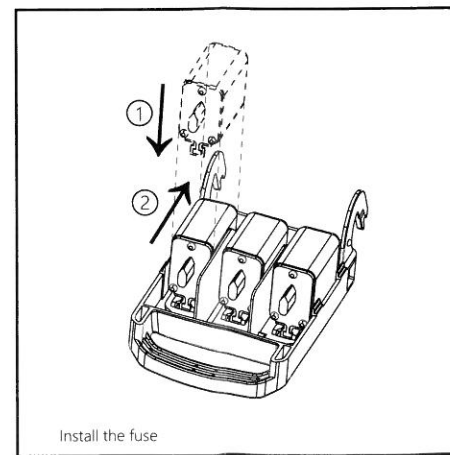
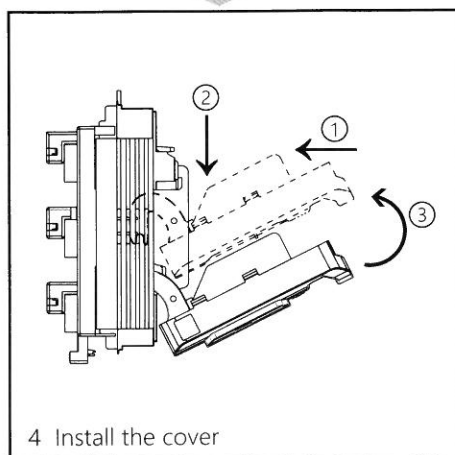
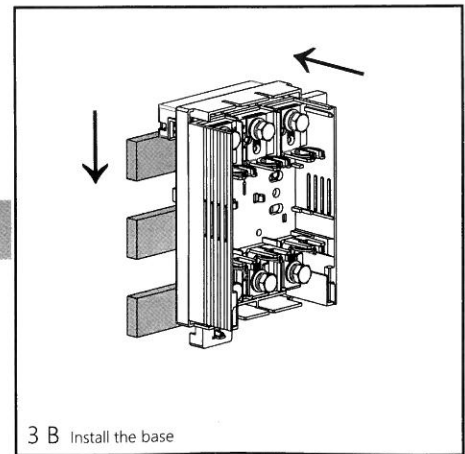
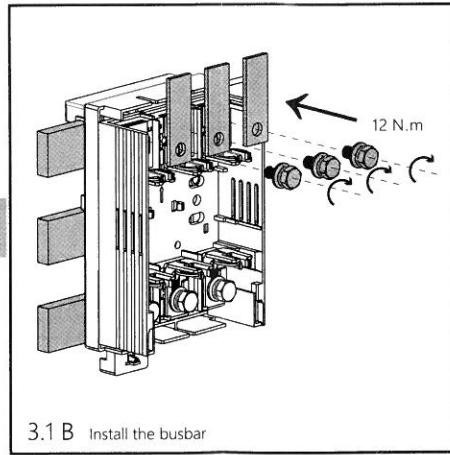
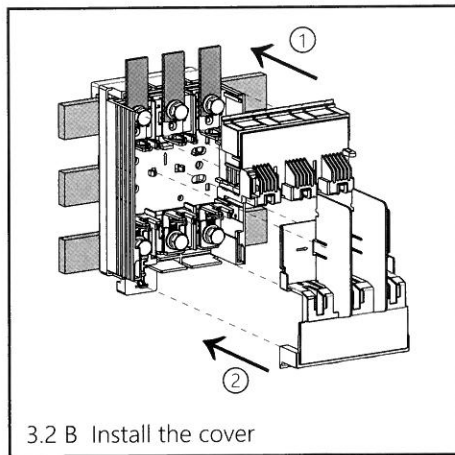


Fixed type's installation

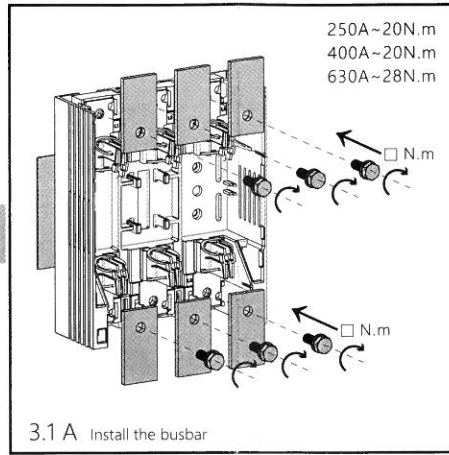
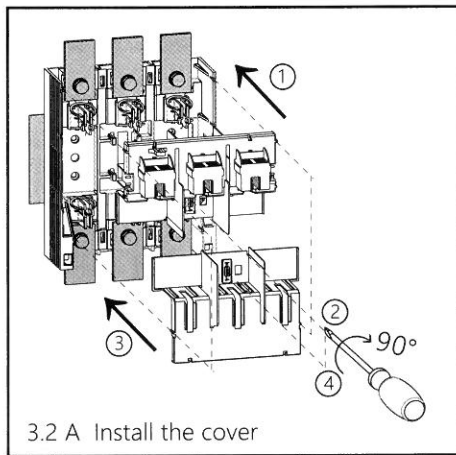
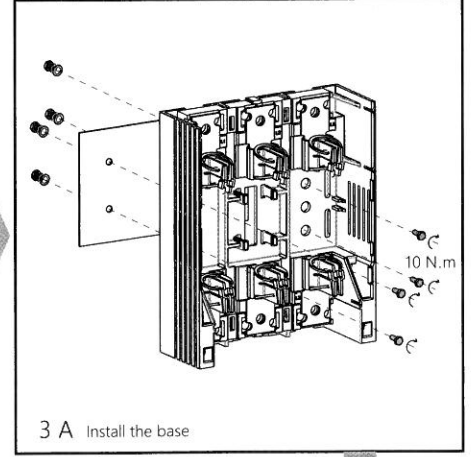
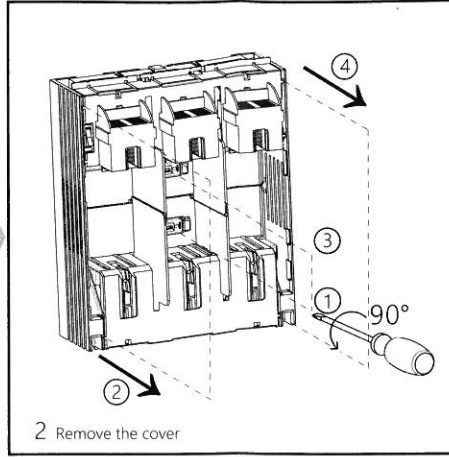
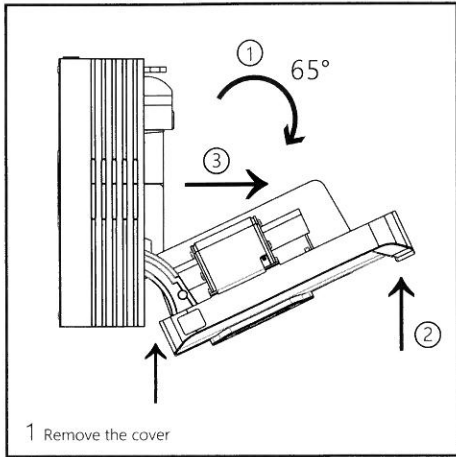
A

Hang type's installation

B



Product installation(250~630A)

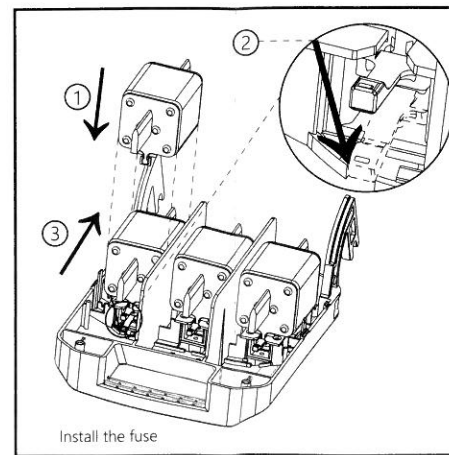
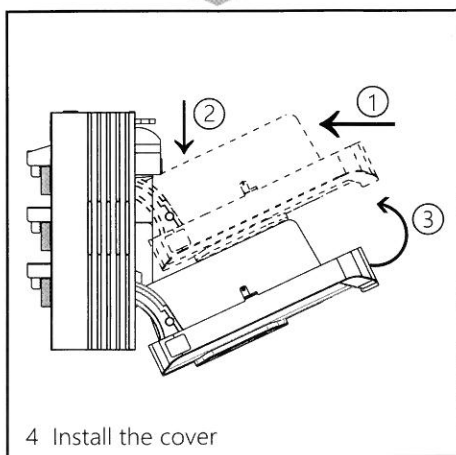
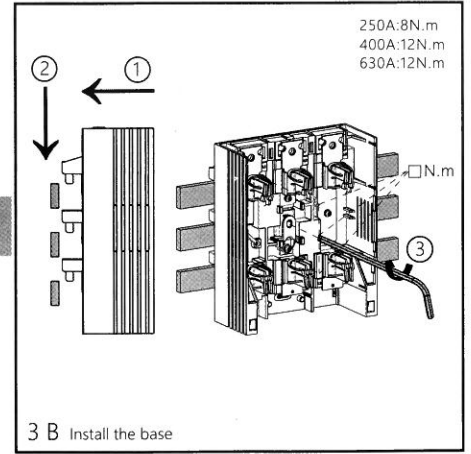
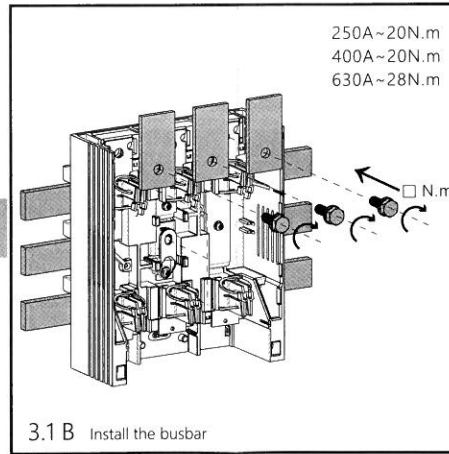
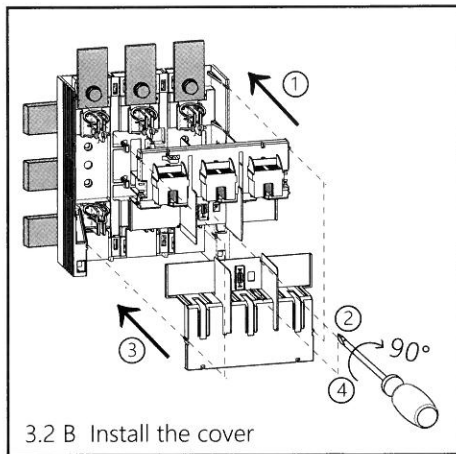


Fixed type's installation

A

Hang type's installation

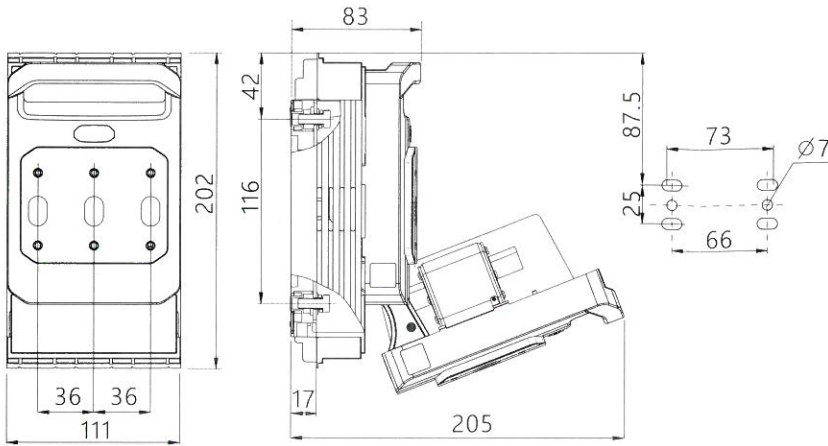
B



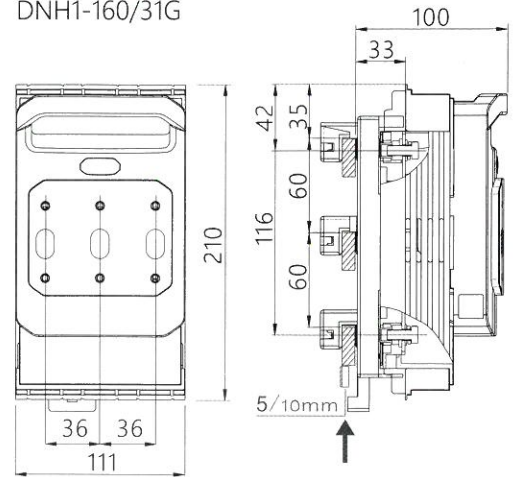
Fixed type configuration & installation dimension

Hook type configuration & installation dimensions

DNH1-160/30G



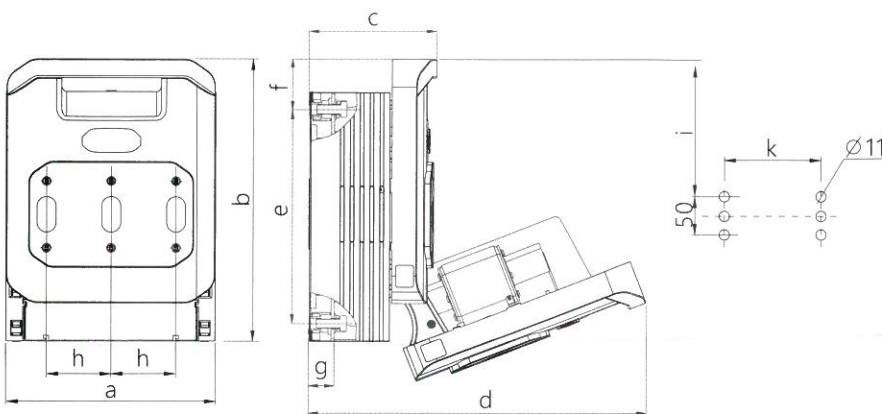
DNH1-160/31G



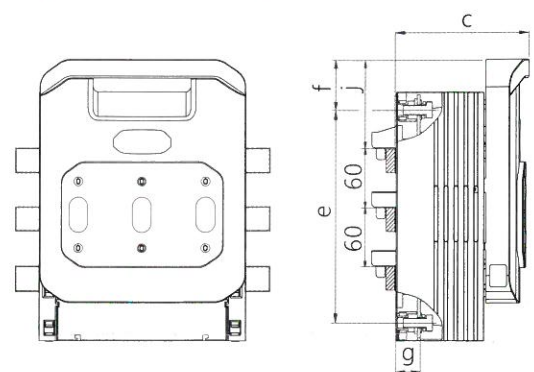
Fixed type configuration & installation dimension

Hook type configuration & installation dimensions

DNH1-250~630/30G



DNH1-250~630/31G



Specification table

model	a	b	c	d	e	f	g	h	i	j	k
DNH1-250/30G	185	247	111	295	185	42.5	22.5	57	110	/	114
DNH1-250/31G	185	247	121	305	185	42.5	32.5	57	/	67.5	/
DNH1-400/30G	210	288	129	344	210	52	26	65	132	/	130
DNH1-400/31G	210	288	137	353	210	52	34.5	65	/	90	/
DNH1-630/30G	256	304	146	361	211	54	30	81	135	/	162
DNH1-630/31G	256	304	155	370	211	54	39	81	/	90	/



Swan Electrical Distributors (Pty) Ltd

15A Reedbeck Crescent Midrand
Johannesburg South Africa

Tel: +27 11 314 - 0202

Fax: +27 11 314 - 2782

<http://swan-electrical.co.za>